

NUTRITION PROFILE

Guinea

ACCELERATING HEALTH, SOCIAL AND ECONOMIC DEVELOPMENT OUTCOMES THROUGH IMPROVED NUTRITION

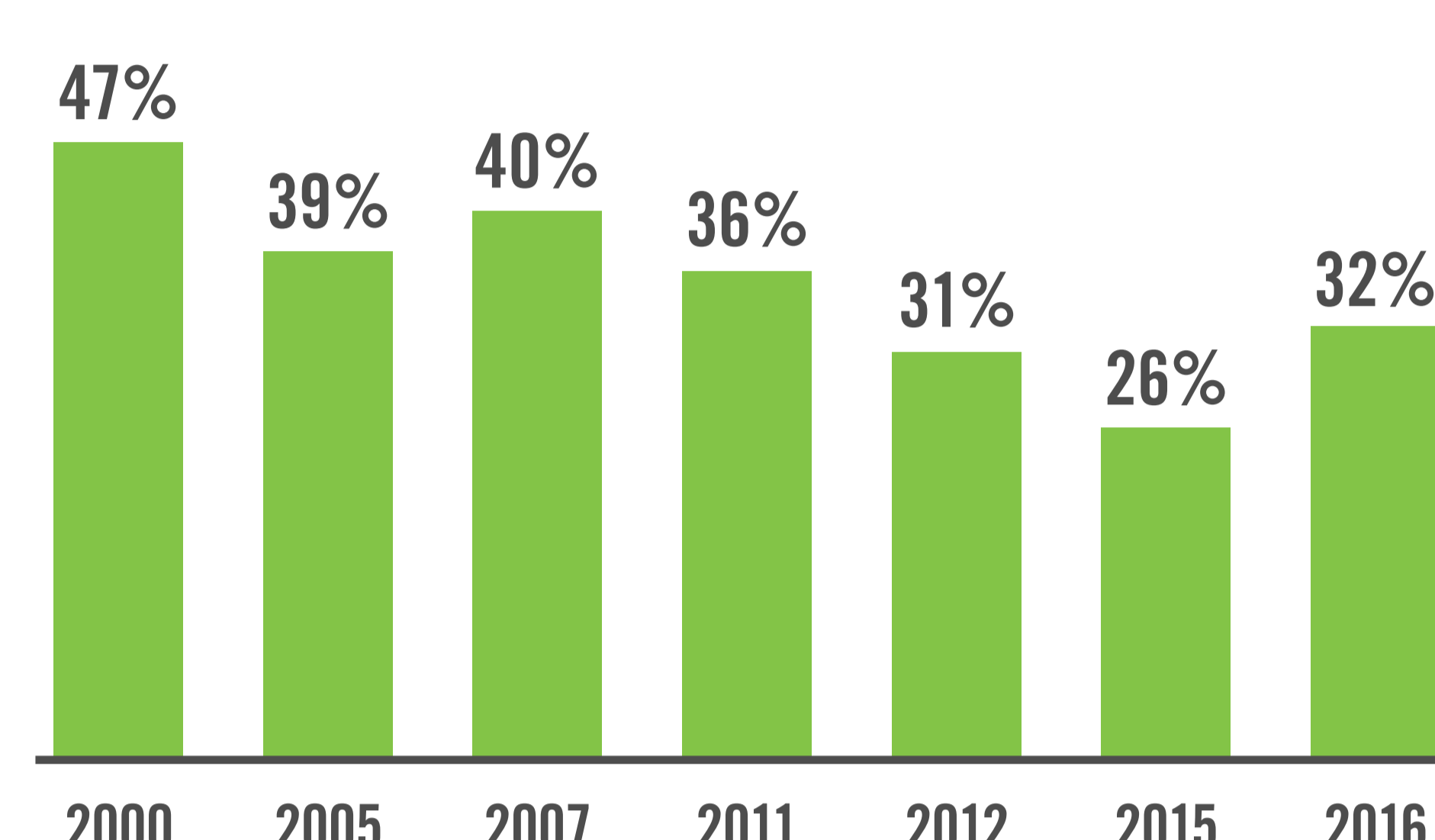
Since 2007, Guinea has made some progress reducing stunting rates, but nutrition practices show untapped opportunities to accelerate impact. To realize the full health, social and economic benefits of improved nutrition, Guinea should:

- Adopt and fund the Multi-Sectoral Action Plan for Nutrition (2016-2020)
- Implement a common results framework that integrates key nutrition-specific and nutrition-sensitive interventions
- Establish a designated budget line for nutrition
- Adopt strong regulations on the marketing of breast-milk substitutes to bring them in line with global recommendations, including effective monitoring and enforcement mechanisms

INFANT AND YOUNG CHILD FEEDING PRACTICES¹

Early initiation of breastfeeding within the first hour	40%
Exclusive breastfeeding of infants under 6 months	35%
Breastfeeding at 1 year	93%
Minimum acceptable diet (6-23 months)	2%
Minimum dietary diversity (6-23 months)	8%

PROGRESS AGAINST STUNTING^{2,3}



CHILD NUTRITION INDICATORS⁴

- 18%** of children under-five are **underweight**
- 32%** of children under-five are **stunted**
- 8%** of children under-five are **wasted**
- 13%** of children are born with **low birthweight**

Malnutrition has lasting effects on individuals, families and nations⁵

- **NEARLY HALF** of all child deaths are related to poor nutrition
- **10% or more** of a person's lifetime earnings can be lost due to lower productivity, reduced cognitive ability and increased health care costs
- **3% to 16%** of the GDP in African economies is lost due to undernutrition







CHILD MORTALITY⁶

88 deaths per 1,000 live births which puts Guinea **seriously off-track** to contribute to reducing under-five mortality to 25 per 1,000 live births (Sustainable Development Goal 3).

MATERNAL NUTRITION AND HEALTH

Women of reproductive age with anaemia	48% ⁷
Women of reproductive age, thinness	11% ⁸
Women of reproductive age, short stature	1% ⁹

PROGRESS AGAINST THE WORLD HEALTH ASSEMBLY'S GLOBAL NUTRITION TARGETS 2025¹⁰

	 Under-five stunting, 2012	 Under-five wasting, 2012	 Under-five overweight, 2012	 Women of reproductive age anaemia, 2011	 Exclusive breastfeeding, 2012	 Low birthweight
WHA Global Nutrition Target	40% reduction in the number of children under-five who are stunted	Reduce and maintain childhood wasting to less than 5%	No increase in childhood overweight	50% reduction of anaemia in women of reproductive age	Increase the rate of exclusive breastfeeding in the first 6 months up to at least 50%	30% reduction in low birth weight
Guinea's Progress	Off course, some progress	Off course	On course, good progress	Off course	Off course, no progress	N/A

POLITICAL COMMITMENT FOR NUTRITION

Maternity Leave	14 weeks paid ¹¹
International Code of Marketing of Breast-milk Substitutes	Few provisions in law ¹²
Multi-Sectoral Nutrition Plan	Yes ¹³
Costed Nutrition Plan	Yes (2016-2020) ¹⁴
Separate Nutrition Budget	Sectoral only, no specific nutrition allocations ¹⁵
SUN Country	Since 2013 ¹⁶

CATEGORIZATION OF CODE LEGISLATION¹⁷

Few provisions in law: countries have enacted legislation or adopted regulations, directives, decrees or other legally binding measures covering few of the provisions of the Code or subsequent WHA resolutions.

IMPROVING NUTRITION STRENGTHENS NATIONS AS A LEADING CONTRIBUTOR TO:¹⁸

- Reducing mortality rates
- Promoting optimal growth and development
- Decreasing the risk of infectious diseases
- Protecting against chronic conditions later in life
- Improving future earning potential

1 MICS 2016

2 UNICEF/WHO/WB 2015

3 MICS 2016

4 Ibid.

5 *The Lancet*, the World Bank, The Global Panel on Agriculture and Food Systems for Nutrition

6 MICS 2016

7 WHO 2015

8 DHS 2015

9 Ibid.

10 Adopted from the Global Nutrition Report 2015. New data will be released in 2017.

11 ILO Maternity and Paternity at Work 2013

12 WHO National Implementation of the International Code Status Report 2016

13 SUN Guinea Annual Progress Report 2015

14 UNICEF Guinea Country Office

15 HANCI-Africa 2016

16 SUN Guinea Profile

17 WHO National Implementation of the International Code Status Report 2016

18 UNICEF, *The Lancet*